



If you can
dream it...
we can do it.

CARDINAL™

Shower Enclosures • Commercial Glazing Systems • Artisan Glass

The Cardinal Rules™

Ensuring Customer Satisfaction

Cardinal Rule #1 – Reliable Quality

Cardinal products are made using strict quality control processes in our state-of-the-art fabrication and tempering facilities. The quality of our products is guaranteed.

Cardinal Rule #2 — On-Time Delivery

Our nationwide manufacturing and distribution centers employ a dedicated fleet of more than 100 long-haul and local delivery trucks to ensure rapid, on-time delivery, wherever you are.

Cardinal Rule #3 – Responsive Support

Our customer support team is second to none when it comes to putting your needs first. Your success is our constant goal.

Artistic, inspiring, and functional.
Beautiful solutions start with
beautiful glass.

Since 1948, the metal and glass specialists at Cardinal have been perfecting the art of functional design. Today, Cardinal is at the forefront in Commercial Glazing Systems, offering the best in storefronts, entrances, curtain walls, and window walls. In addition, we offer innovative interior wall systems and specialty glass systems.

To provide our customer with a range of choices when designing shower enclosure and glazing systems, we offer a number of extrusion coating options, both powder coating and anodization. Our advanced, in-house powder coat facilities ensure our customers enjoy a wide selection of color choices without sacrificing turnaround time.

With the recent acquisition of Woon-Tech (founded in 1946, in Woonsocket, Rhode Island), Cardinal offers more innovative glass solutions than ever before.



FRAMELESS




ENCLOSURES

Beautiful, custom shower enclosures

Frameless glass shower enclosures

Our upscale, frameless enclosures embody the essence of sophistication, elegance, and luxury. Select from our Skyline Series, Empire Series, TruFit Series, or Design Series.



*Page 4: Design Series frameless enclosure with transom
This page, top: Skyline frameless roller system
Center: TruFit brushed nickel frameless hinge
Bottom: Design Series frameless enclosure*



*This page: Neo with bamboo (patterned glass)
Page 7, Top: Capital Series roller system
Center: Cardinal Series Semi-frameless sliding door
Bottom: Capital series matte black towel bars*

ENCLOSURES

Semi-Frameless glass shower enclosures

Our versatile, semi-frameless enclosures come in a range of traditional and contemporary designs. Our Cardinal Builder Series, Cardinal Series, Euro Series, Capital Series, and Uptown Series combine great looks and great performance.



Cardinal 10™ Surface Protection for the World's Easiest to Clean Showers...

Our optional Cardinal 10™ Glass Surface Protection creates the world's easiest-to-clean showers. It features a non-stick, fused-in glass surface to repel soap scum, grime, and mineral buildup.



As the nation's largest maker of custom shower enclosures, we offer enclosure styles to complement any space or décor. With more glass options, standard finishes and powder coat finishes than anyone, we can help you realize nearly limitless design possibilities. Door handles, hardware, towel bars and accessories provide the perfect finishing touches.

FRAMED

ENCLOSURES

Framed glass shower enclosures

Our solid, fully framed enclosures are available in a variety of styles, all designed to deliver reliable fit, form, and function. Choose from our Craftsman Builder Series, Craftsman Series, Craftsman Fabricated Series, or Craftsman Vista Series.



Page 4: Craftsman Neo framed swing door

This page, Top: Craftsman Series framed sliding enclosure

Center: Craftsman Series handle

Bottom: Craftsman Series frame



No matter the size and scale of your commercial glazing project, our design and fabrication teams work to ensure performance, safety, and beautiful aesthetics on every job – along with unmatched lead times, responsive support, and nationwide delivery.

COMMERCIAL

SYSTEMS

ENTRANCES

Aluminum doors

Our aluminum entrance doors feature mechanically fastened construction corners to deliver excellent structural integrity, so they remain rigid and square, without sagging. All designs are available in your choice of standard or powder coat finishes.

Sliding door systems

Cardinal's interior sliding glass door systems can be used as pocket doors, or flush-mount sliding glass doors, featuring a multi-track head and sill system, interlocking stiles, and flush finger pulls.

STOREFRONTS

Featuring single pane and thermal insulated glass options, our flush-glazed storefront systems are ideal for exterior and interior use in low-rise building construction. Available in single panel and stackable configurations, these storefront systems are mechanically jointed for optimal strength, and accommodate our full line of aluminum entrance doors and glass entrances.



WALL SYSTEMS



WALL SYSTEMS

Curtain wall systems

Cardinal's commercial curtain wall systems, in captured glaze and blind glaze options, are designed for simple fabrication and panel-set installation on site. The engineered, screw spine joinery design eliminates exposed fasteners, resulting in a refined and professional appearance.

Window wall systems

We manufacture commercial front-glazed window wall systems for both interior and exterior use. Delivering optimal strength and performance, these window wall systems feature interlocking vertical mullions, along with pre-sealed, butt-jointed framing, to protect against water and air infiltration. All window wall systems work seamlessly with our full line of glass entrances and entrance doors.



Fire rated glass and safety film...

Cardinal offers PYRAN® fire-rated and impact-rated glass-ceramic products for architectural and commercial applications. Dozens of fire-rated glass options are available — including patterned glass, colored glass, and custom cast glass designs.

ALL GLASS

Innovative commercial glazing solutions

ALL-GLASS SYSTEMS

Cardinal all-glass systems are designed for entrances, interior partitions and movable walls for both interior and exterior applications. These systems add an element of contemporary design to offices, stores, hotels, and more. In addition, the sense of seamless openness provided by these butt-glazed systems can contribute to the flow and aesthetics of virtually any space.

Pivoting and sliding door options are available to match the needs of most spaces and can be concealed within the floor, ceiling, or floating transom for a wide range of design possibilities.

All-glass systems glass doors are available in heights to 9 feet, with sidelights up to 10 feet. These systems can be designed using 3/8" and 1/2" tempered glass in the full range of Cardinal glass colors and artisan finishes.



Cardinal offers specialty glass technologies that allow your designs to flourish with glass floors, glass staircases, glass railings, glass fences, glass walls, room dividers, decking and more.

SPECIALTY

SPECIALTY

Specialty glass technologies

Glass laminations

Engineered to add safety, performance, and security, our glass laminations offer impact resistance and sound reduction. Resilient against hurricanes, earthquakes, bullets, projectiles, theft, and forced entry, these products meet the requirements needed for building code compliance, security, and engineered performance.

Glass fencing and glass railing

Our specialty glass fencing systems provide a contemporary, elegant solution for safety and security, while allowing unobstructed views of whatever inspires you. The tempered glass panels are easy to maintain, resisting water spots for long-lasting performance, safety, and beauty.

Specialty mirror panels, tabletops, and more

Our specialty mirror panels and tabletops are made to your exact design requirements. Our precise fabrication processes ensure a final product that is a beautiful reflection of you and your creativity.



Cardinal is proud to offer the finest artisan glass fabrication capabilities in the market. Our artisan glass products add a unique touch to any project, including commercial entrances and storefronts, as well as entryways, shower enclosures, kitchen surfaces, and decorative accents for residential and hospitality use.

ARTISAN

ARTISAN

Inspiring artisan glass

CLASSIC ARTISAN GLASS OFFERINGS

Patterned glass adds a vivid, eye-catching appearance to any shower enclosure, room, window, or wall. It helps minimize the appearance of streaking, water marks, and other residues, for a clean and beautiful style.

Kiln-formed cast glass adds a three-dimensional character for shower enclosures, walls, art pieces, and more, using our stock patterns, or create a unique pattern of your own.

Sandblasted glass (etched glass) adds a layer of opacity to artisan glass to provide an element of privacy and sophistication, in a variety of designs or your own custom decorative patterns.

Chipped edge glass offers elegant scalloped edges to create an attractive, non-symmetrical appearance, in straight-cut, wave-cut or jagged-cut options.



ARTISAN

SATORI™ DIGITAL IN-GLASS PRINTING


Our Satori™ Digital In-Glass Printing is an exclusive process used to create visually striking glass designs in high resolution. The printed frit, or ink, is fused with the glass during a firing and tempering process, becoming part of the glass itself. The result is vivid, full-color imagery that is resistant to chemicals, scratching, UV light, and weathering. The Satori process creates unique, decorative glass pieces that can be used in a wide range of interior and exterior applications.


BACKPAINTED GLASS

Our backpainted glass comes in a variety of standard and non-standard colors, as well as customer color-match options, adding a beautiful touch to residential, commercial, and hotel interiors. Create a sophisticated look for backsplashes, countertops, tabletops, shelving, and decorative accents. Our fully tempered, backpainted glass is available in both gloss and matte finishes.

PRIVA-TECH™

Priva-Tech™ is the custom digital in-glass printing that provides privacy, beautifully. Choose from crisp edges or transitioned fades, with custom opacity levels, to create a custom “privacy shield” that never fades, is scratch resistant and easy to clean. Priva-Tech creates an innovative privacy barrier for shower enclosures, glass fencing, conference room walls, room dividers, glass railings and more.





From our home base in Louisville, Kentucky, Cardinal has grown into a national presence, enabling us to meet the needs of our customers from coast to coast. Today, we operate multiple fabrication, tempering, and distribution centers in the U.S., and utilize our own fleet of trucks and vans, to ensure our award-winning products are delivered on time, wherever you need them.

If you can dream it, we can do it. Our glass specialists are ready to assist you in creating beautiful solutions that meet all your design, performance and architectural requirements.



Shower Enclosures • Commercial Glazing Systems • Artisan Glass

www.hmicardinal.com

800-826-2577

info@hmicardinal.com